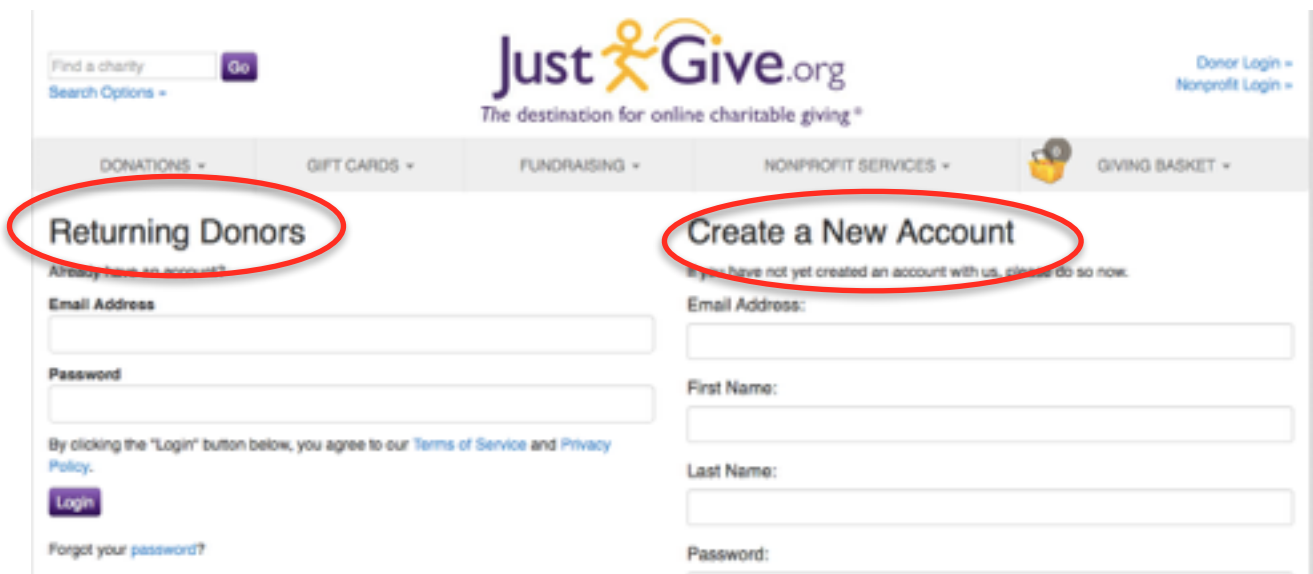


# JustGive.org: Step by Step Guide to Setting Up a Fundraising Page

1. Go to <https://www.justgive.org> and select the Donor login page.



Create your own JustGive log in or log into the fundraising platform if you are already a member.



2. Select the Create A Fundraiser button from the Fundraiser tab.




### 3. Select the Fundraise For A Cause tab.

DONATIONS - GIFT CARDS - **FUNDRAISING -** NONPROFIT SERVICES - GIVING BASKET -

## Fundraising Made Simple


Be a hero for your cause! Create a fundraiser and start collecting donations for your favorite charities in just minutes.



**Fundraise for a Cause**

Raise money for your favorite causes, or special occasion such as a birthday or holiday. [View Sample -](#)


**Create**



**Memorial Fundraiser**

Honor a loved one who has recently passed away by raising money for a cause that held special meaning. [View Sample -](#)

**Create**



**Wedding Fundraiser**

Instead of registering for gifts, invite your friends and family to donate to your favorite charities. [View Sample -](#)

**Create**

### 4. Enter details of your Fundraiser. You can use Cycle Around the Globe as your fundraiser title and also set a fundraising goal. Click 'Next' when complete.

Find a charity  **Go**  
[Search Options -](#)

**Just Give.org**  
The destination for online charitable giving®

Welcome, Hannah Hayward [Logout]  
[View Your Donor Account](#)  
[Nonprofit Login -](#)

DONATIONS - GIFT CARDS - **FUNDRAISING -** NONPROFIT SERVICES - GIVING BASKET -

## Fundraiser Details

What is the title of your fundraiser? (max. 50 characters):

OPTIONAL: What is your fundraising goal? We recommend including one to motivate your donors (express in dollars):  
\$

Please provide a description of your fundraiser. Tell visitors to your page what you are fundraising for and why (max. 1000 characters): Characters remaining: 75

I will be taking part in an international cycle event, raising awareness and money for suicide prevention. My aim is to cycle 50km!

Cycle Around the Globe is linked to World Suicide Prevention Day (10th September 2017) and aims to bring people together from all over the world through cycling, with the aim of beating last year's record of 4 circumferences of the globe!

Money raised will go towards community level Gatekeeper training programmes run by the International Association for Suicide Prevention. These programmes aim to teach individuals within a community how to identify those at risk of suicide and how best to respond with essential support. Programmes will be run in countries where there is little resource available for suicide prevention. By providing trained Gatekeepers within communities, we hope to reduce the potential for suicide and encourage the sharing of knowledge and support to avert tragedy.

Please select the theme colors for your fundraiser page:  
Title Background:  Accent Color:

OPTIONAL: Create a custom website address for your fundraiser page to make it easier for supporters to remember:  
<https://www.justgive.org/>

OPTIONAL: Select a start date and/or end date for your fundraiser. If you indicate a start date in the future, your fundraiser will not appear online until that date and time. When you include an end date, we'll show an 'X days to go' message on your fundraiser to help create a sense of urgency for your fundraising.

Start Date:    Time (PST/PDT):  [Clear Date/Time](#)

End Date:    Time (PST/PDT):  [Clear Date/Time](#)

**Next**

## 5. Upload an image or video to illustrate your fundraiser.

If you wish you can use the Cycle Around the Globe 2017 logo as your Avatar. Please download it from here: <https://iasp.info/wspd2017/wspd-resources/#cycle>



Click 'Upload Image' when complete.

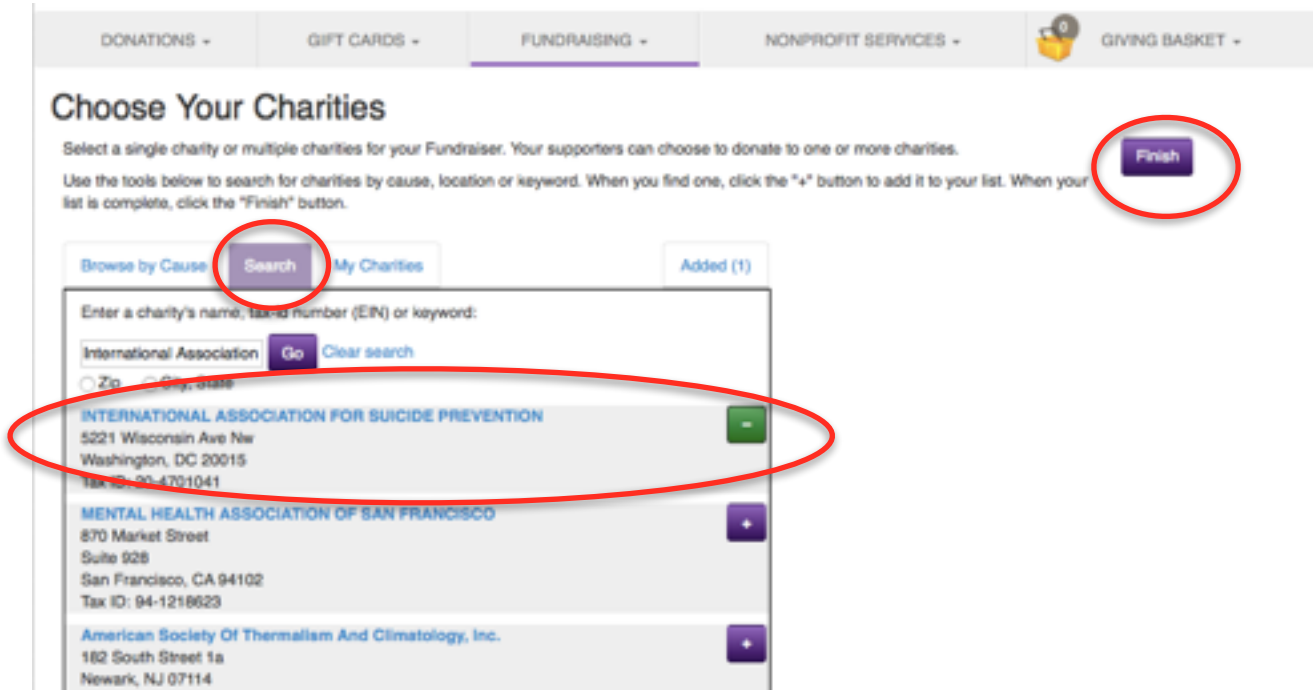
This screenshot shows the 'Fundraiser Details' page on Just Give.org. The 'Add a photo or video' section is highlighted with a red circle. It includes a file selection area with a file named 'IASP\_Cycle...Round.png' and two buttons: 'Upload Image' and 'Cancel'. The 'Upload Image' button is the one to be clicked according to the instructions.

## 6. Complete your Fundraiser Details with details about yourself and a thank you message. Click the 'Next' button when you are complete.

This screenshot shows the 'Fundraiser Details' page on Just Give.org, specifically the 'About You' section. The 'Fundraiser Details' heading is circled in red. The form includes fields for 'Name' (filled with 'Hannah Hayward'), 'Email Address' (filled with 'hanniescott@gmail.com'), 'Thank You Message' (filled with 'Thank you for supporting me and helping to raise awareness and funds for suicide prevention. It only takes a minute to change a life - thank you.'), and 'City' and 'State' dropdown menus. A 'Next' button is visible at the bottom left.

**7. Choose the charity you wish to support.** If you want to fundraise for the *International Association for Suicide Prevention*, type the **full** name into the Search engine and select the name when it appears.

Once selected, click the 'Finish' button.



**8. Your fundraising page is now complete! You can edit it at any time by logging back onto [JustGive.org](http://JustGive.org) and clicking on any of the 'Edit' buttons.**

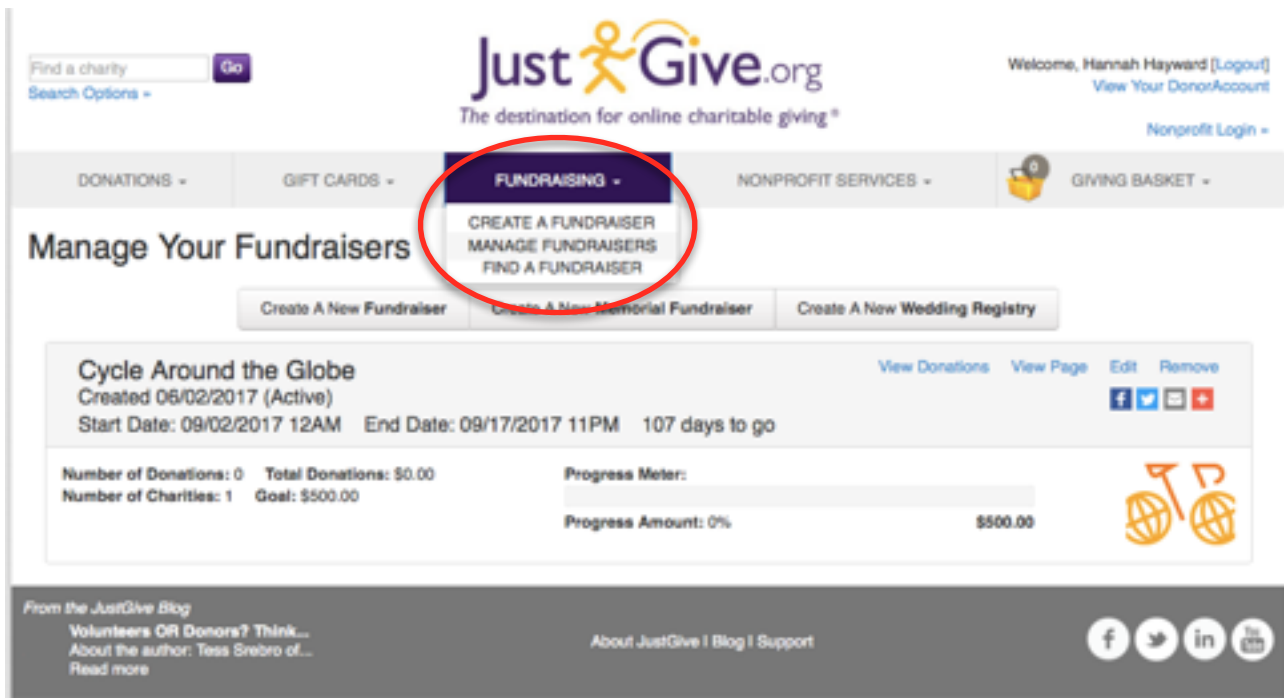
Personalising your page with details of your challenge or campaign will encourage more donations.

We recommend uploading images and writing a story to explain why you are fundraising - this will make your fundraising page come to life.

**9. You can also share your page on social media or by email.** Click on the relevant tabs at the bottom of your Fundraiser page.



**10. Keeping track of donations.** You can manage your fundraiser and keep track of donations through the “Manage Fundraisers’ button under the Fundraising tab.



When someone makes a donation, they will be sent an email confirming the details of their donation. You will also be sent an email. The donation is also reflected on your fundraiser profile page.

**Best of luck with your fundraising journey!**